



















# M&G Unit Trusts

## Collective Investment Scheme Fund Suite

Risk of not meaningful earning inflation-beating returns over time

Variability of returns over the short term

		HIGHER						LOWER						HIGHER			LOWER		
		LOWER						HIGHER						LOWER			HIGHER		
Fund name	Income Funds			Multi-asset Funds			Property/Equity Funds				Global Feeder Funds					Target Income Funds			
	M&G Money Market Fund	M&G Income Fund	M&G High Yield Bond Fund	M&G Enhanced Income Fund	M&G Inflation Plus Fund	M&G Balanced Fund	M&G Enhanced SA Property Tracker Fund	M&G Property Fund	M&G Dividend Maximiser Fund	M&G Equity Fund	M&G Global Bond Feeder Fund*	M&G Global Inflation Plus Feeder Fund*	M&G Global Balanced Feeder Fund*	M&G Global Property Feeder Fund*	M&G Global Equity Feeder Fund*	M&G 7% Target Income Fund	M&G 5% Target Income Fund	M&G 2.5% Target Income Fund	
	 Fact Sheet	 Fact Sheet	 Fact Sheet	 Fact Sheet	 Fact Sheet	 Fact Sheet	 Fact Sheet	 Fact Sheet	 Fact Sheet	 Fact Sheet	 Fact Sheet	 Fact Sheet	 Fact Sheet	 Fact Sheet	 Fact Sheet	 Fact Sheet	 Fact Sheet	 Fact Sheet	
Available in tax free	✓	✗	✗	✓	✓	✓	✓	✓	✓	✗	✗	✓	✓	✓	✗	✗	✗	✗	
Category/Sector	South African - Interest Bearing - Money Market	South African - Interest Bearing - Short Term	South African - Interest Bearing - Variable Term	South African - Multi-Asset - Income	South African - Multi-Asset - Low Equity	South African - Multi-Asset - High Equity	South African - Real Estate - General	South African - Real Estate - General	South African - Equity - General	South African - Equity - General	Global - Interest Bearing - Variable Term	Global - Multi Asset - Low Equity	Global - Multi Asset - High Equity	Global - Real Estate - General	Global - Equity - General	Unclassified	Unclassified	Unclassified	
Risk profile	Low	Low	Low/Med	Low/Med	Low/Med	Med	Med/High	Med/High	High	High	Low/Med (in underlying currency)	Low/Med (in underlying currency)	Med/High (in underlying currency)	High (in underlying currency)	High (in underlying currency)	Low/Med	Med	Med/High	
Benchmark	STeFi Call Deposit Index	STeFi Composite Index measured over a rolling 12-month period	FTSE/JSE All Bond Index	STeFi Composite Index measured over a rolling 36-month period	CPI + 5% p.a. (before fees) over a rolling 3-year period	ASISA South African Multi-Asset - High Equity Category Average	FTSE/JSE South African Listed Property Index (J253)	FTSE/JSE All Property Index (J803)	ASISA South African Equity - General Category Mean	ASISA South African Equity - General Category Mean	Bloomberg Global Aggregate Bond Index	Global Inflation	65% MSCI All Country World Index TR (Net), 5% FTSE EPRA/NAREIT Global REIT Index, 25% Bloomberg Global Aggregate Bond Index, 5% USD 1m Treasury Bill	FTSE EPRA/NAREIT Global REIT Index TR (Net)	MSCI All Country World Index TR (Net)	7% Income return p.a.	5% Income return p.a.	2.5% Income return p.a.	
Fund objective	To protect the capital of investors in an absolute sense, whilst providing income in excess of short-term bank deposit rates. Investors' capital remains highly liquid.	The Fund's objective is to maximise income while providing investors with relative capital stability. This is achieved by investing in a diversified portfolio of non-equity securities in the South African market.	To maximise income while securing steady capital growth. This is achieved by investing in a diversified portfolio of bonds in the South African market.	To maximise total returns in excess of the benchmark over a rolling 36-month period, while seeking to protect capital and reduce volatility through active asset management.	The primary objective is to outperform CPI by 5% (before fees) over a rolling 3-year period. The secondary objective is to reduce the risk of capital loss over any rolling 12-month period.	To achieve steady long-term growth of capital and income by investing in a diversified combination of domestic and international assets, where the asset allocation is tactically managed.	To provide a total return equal to or better than the benchmark (after fees) while providing long-term capital growth.	To maximise long-term growth from investing in South African listed property markets.	To provide broad-based exposure to shares that offer value and medium- to long-term growth. There will be a bias towards companies offering high but sustainable dividend yields.	To provide broad-based exposure to shares that offer value and medium- to long-term growth.	The Fund's objective is to generate investment returns through exposure to global bonds and interest-bearing instruments over the medium term.	The Fund's objective, expressed in US dollar terms, is to outperform global inflation while preserving capital over the medium term.	The Fund's objective is to provide investors with capital growth over the long-term by investing in a diversified portfolio of global assets.	The Fund's objective is to provide investors with capital growth over the long-term by investing in a diversified portfolio of global property securities.	The Fund's objective is to provide investors with capital growth over the long-term by investing in a diversified portfolio of global equity securities.	The primary objective is to target an annual income return of 7%, with a secondary objective of growing capital invested.	The primary objective is to target an annual income return of 5%, with a secondary objective of growing capital invested.	The primary objective is to target an annual income return of 2.5%, with a secondary objective of growing capital invested.	
Annual Management Fee (excl. VAT)	A class		0.25%	0.50%	0.60%	0.75%	1.00%	1.00%	0.55%	1.00% <sup>#</sup> (+ PF)	1.00% <sup>#</sup> (+ PF)	0.50%	0.50%	0.50%	0.50%	0.50%	0.85%	1.00%	1.15%
	T class		N/A	N/A	N/A	0.60%	0.80%	0.80%	0.55%	N/A	1.25% <sup>##</sup>	N/A	N/A	N/A	N/A	N/A	N/A	N/A	N/A
Distribution frequency	Monthly	Monthly	Quarterly	Quarterly	Bi-annually	Bi-annually	Quarterly	Quarterly	Bi-annually	Bi-annually	Bi-annually	Bi-annually	Bi-annually	Bi-annually	Bi-annually	Bi-annually	Quarterly	Quarterly	Quarterly
Minimum investment amount	R10 000 lump sum	R500 pm or R10 000 lump sum	R500 pm or R10 000 lump sum	R500 pm or R10 000 lump sum	R500 pm or R10 000 lump sum	R500 pm or R10 000 lump sum	R500 pm or R10 000 lump sum	R500 pm or R10 000 lump sum	R500 pm or R10 000 lump sum	R500 pm or R10 000 lump sum	R500 pm or R10 000 lump sum	R500 pm or R10 000 lump sum	R500 pm or R10 000 lump sum	R500 pm or R10 000 lump sum	R500 pm or R10 000 lump sum	R500 pm or R10 000 lump sum	R10 000 lump sum	R10 000 lump sum	R10 000 lump sum

\*Denominated in ZAR

<sup>#</sup> The performance fee comprises 20% (excluding VAT) of any outperformance (after all fund fees and expenses) of the benchmark, measured over rolling three-year periods. M&G maximum total fee including Performance Fee (PF) is 2.25% (excl. VAT). For more information please visit [mandg.co.za/performance-fees](http://mandg.co.za/performance-fees).

<sup>##</sup> There is no performance fee on the Dividend Maximiser Fund T Class

For more information on our unit trusts, visit [mandg.co.za/personal-investor/our-funds](http://mandg.co.za/personal-investor/our-funds)